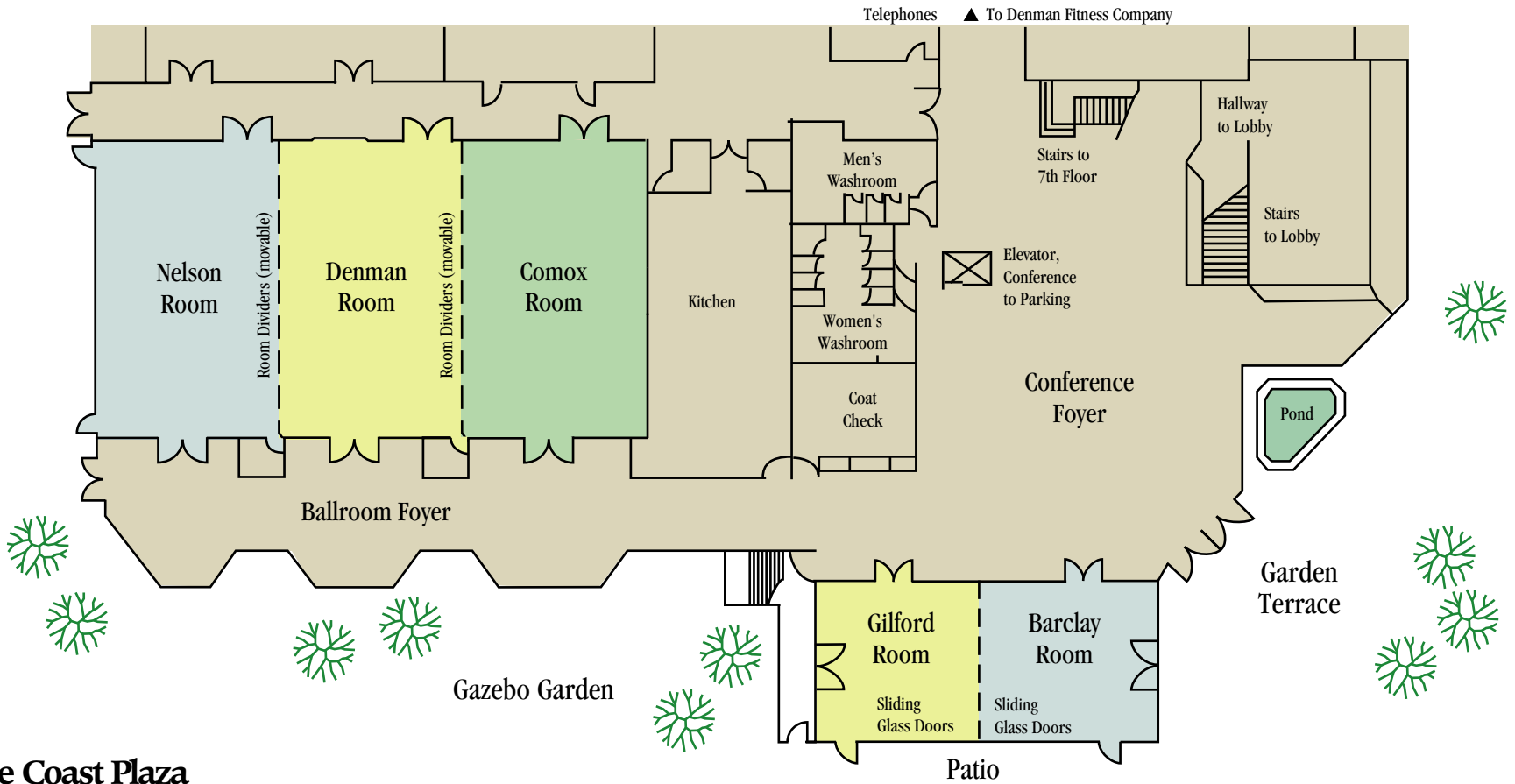


Conference Level

Meeting Rooms	Boardroom	Classroom	Hollow Sq.	Theater	U-shape	1/2Rounds	Rounds(10)	Reception	Dinner/Dance	Ceiling	Sq.Ft.	Dimensions	Doors	Location
Denman Ballroom	N/A	240	120	600	N/A	240	400	500	* 340	12'x13'4"	4500	90'x50'	7'4"x9'6"	Conferece Level
Comox Room	N/A	72	52	130	45	72	120	120	N/A	12'x13'4"	1500	30'x50'	7'4"x9'6"	Conferece Level
Denman Room	N/A	72	52	130	45	72	120	120	N/A	12'x13'4"	1500	30'x50'	7'4"x9'6"	Conferece Level
Nelson Room	N/A	72	52	130	45	72	120	120	N/A	12'x13'4'	1500	30'x50'	7'4"x9'6"	Conferece Level
Barclay & Gilford	40	72	54	140	46	60	100	100	* 80	9'9"x12'	1425	57'x25'	7'4"x9'6"	Conferece Level
Barclay Room	24	24	30	60	24	24	40	40	N/A	9'9"x12'	675	27'x25'	7'4"x9'6"	Conferece Level
Gilford Room	24	24	26	50	22	24	40	40	N/A	9'9"x12'	675	27'x25'	7'4"x9'6"	Conferece Level

* Denotes no tables on the dance floor

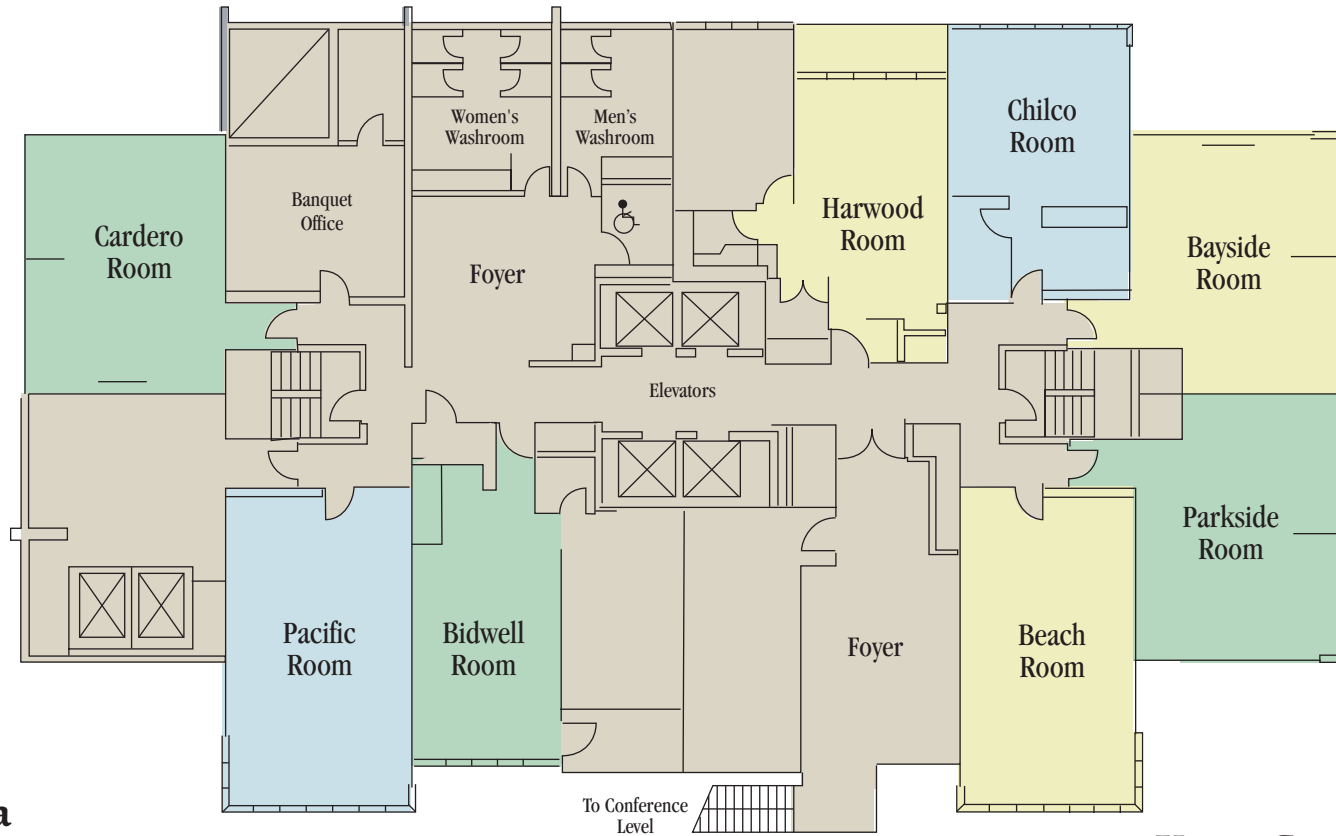


Conference Level

Gardens & Patios	Theatre	Rounds	Reception	Sq. Ft.	Location
GAZEBO GARDEN	300	250	400	2,143	Conference Level
GARDEN TERRACE	75	* 120	150	4,257	Conference Level
BARCLAY & GILFORD PATIO	N/A	32	See Barclay/Gilford Room	642	Conference Level
BARCLAY PATIO	N/A	16	See Barclay Room	326	Conference Level
GILFORD PATIO	N/A	16	See Gilford Room	326	Conference Level

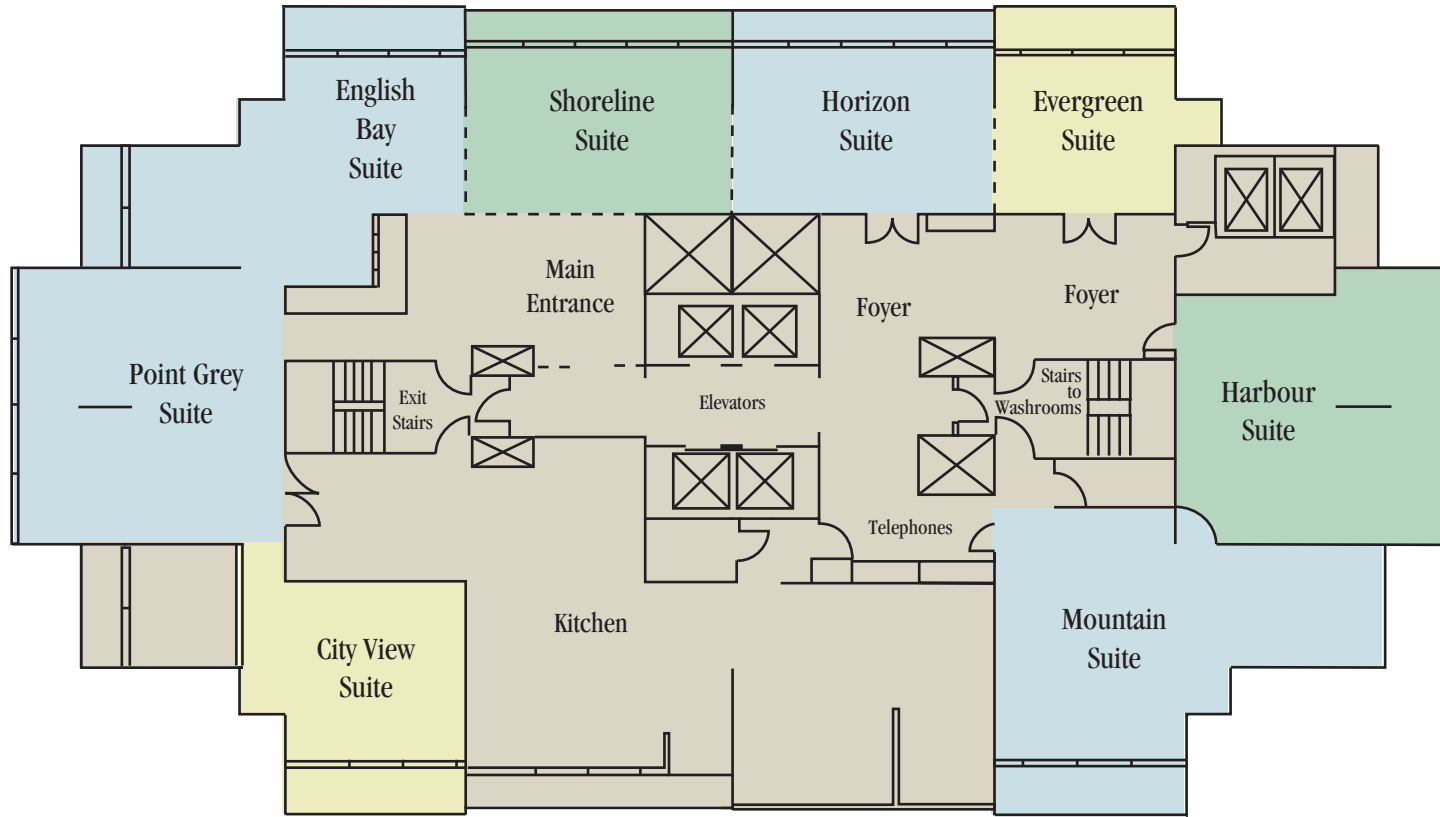
* Includes Upper Garden Terrace

** All Gardens & Patios are booked in conjunction with a specific meeting room.



Upper Conference Level

Meeting Rooms	Boardroom	Classroom	Theater	U-shape	Ceiling	Sq.Ft.	Dimensions	Doors	Location
Pacific Room	20	21	45	20	8'	475	28'x17'	6'10"x2'9"	7th Floor
Beach Room	20	21	45	20	8'	475	28'x17'	6'10"x2'9"	7th Floor
Parkside Room	16	16	28	15	7'3"	415	23'x18'	6'10"x2'9"	7th Floor
Bayside Room	16	16	28	15	7'3"	415	23'x18'	6'10"x2'9"	7th Floor
Bidwell Room	12	N/A	N/A	N/A	8'	613	25'x24'6"	6'10"x2'9"	7th Floor
Harwood Room	12	N/A	N/A	N/A	8'	638	25'x25'6"	6'10"x2'9"	7th Floor
Chilco Room	10	12	15	10	8'	384	24'x16'	6'10"x2'9"	7th Floor
Cardero Room	20	N/A	N/A	N/A	7'3"	415	23'x18'	6'10"x2'9"	7th Floor



Windows on the Bay 35th floor

Meeting Rooms	Boardroom	Hollow Sq.	U-Shape	Rounds	Reception	Rectangle	Dinner/Dance	Ceiling	Sq. Ft.	Dimensions	Door	Location
35th Floor	N/A	N/A	N/A	160 (Plated)	225	186	186 (Plated)	9'9"	3000	-	7'x8'	35th Floor
Evergreen to Cityview	N/A	N/A	N/A	108	175	120	* 88	9'9"	-	-	7'x2'11"	35th Floor
Shoreline to Cityview	18	20	20	58	125	66	* 30	9'9"	-	-	7'x2'11"	35th Floor
Horizon/Evergreen	18	20	20	24	25	36	N/A	9'9"	-	-	7'x2'11"	35th Floor
Harbour	12	N/A	N/A	N/A	25	30	N/A	9'9"	473	21'9"x21'9"	7'x2'11"	35th Floor
Mountain	20	16	14	24	30	40	N/A	9'9"	651	31'x21'	7'x2'11"	35th Floor

* Denotes no tables on dance floor